

Intrinsically Safe LED Visual Flashing or Status Signal

Series FD40IS, SD40IS



- > 8 LED array flashing or status beacon
- > High light intensity
- > Long life LED design
- > Available in six different colours
- > Flame retardant ABS enclosure
- > Up to 4 modules in any combination of colours



13913E00

E5

Visual signal designed for use in hazardous environments. Product series FD40IS is a flashing signal. Product series SD40IS provides a steady signal for status indication.

Zone	ATEX					
	0	1	2	20	21	22
For use in	x	x	x	x	x	x

Explosion Protection

Europe (ATEX)

Gas and dust	Baseefa05ATEX0075 Ⓢ II 1G Ex ia IIC T4 Ga Ⓢ II 1D Ex ia IIIC T190°C Da
--------------	--

Certifications and certificates

Certificates	ATEX, India (PESO)
--------------	--------------------

Intrinsically Safe LED Visual Flashing or Status Signal

Series FD40IS, SD40IS



Selection Table

Version	Base colour	Rated operational voltage	Lens colour	Order number	Art. no.	Weight kg
Intrinsically Safe LED Visual Flashing Signal FD40IS signal, ATEX certification, standard single module devices	red normal (RN)	16.2 ... 26.4 V	amber	FD40IS / X / A / RN	207067	0.150
			red	FD40IS / X / R / RN	205111	0.150
			green	FD40IS / X / G / RN	212407	0.150
			opal	FD40IS / X / O / RN	212408	0.150
			blue	FD40IS / X / B / RN	212409	0.150
			clear	FD40IS / X / C / RN	212410	0.150
Intrinsically Safe LED Visual Status Signal SD40IS signal, ATEX certification, standard single module devices	red normal (RN)	16.2 ... 26.4 V	amber	SD40IS / X / A / RN	212403	0.150
			red	SD40IS / X / R / RN	205460	0.150
			green	SD40IS / X / G / RN	209638	0.150
			opal	SD40IS / X / O / RN	212404	0.150
			blue	SD40IS / X / B / RN	212405	0.150
			clear	SD40IS / X / C / RN	212406	0.150

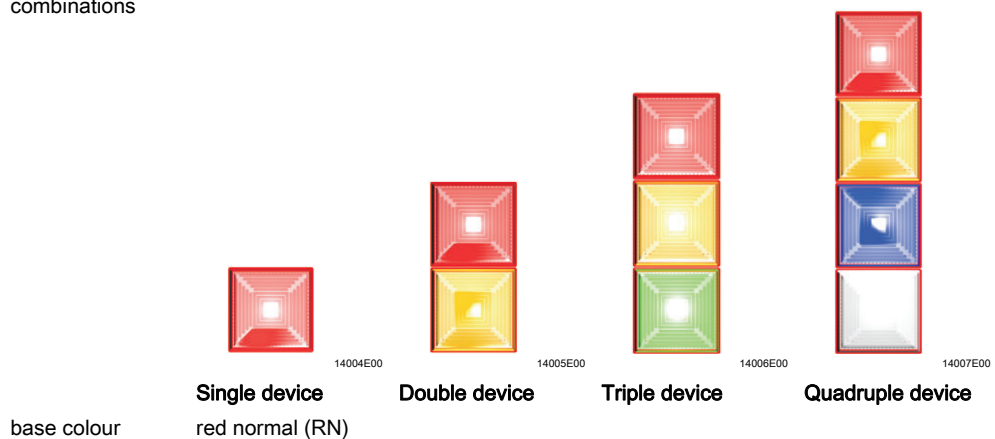
Selection Table

Version	Type code: please fill in lens colour	Ordering code																																								
FD/SD40IS signal, devices according to specification	single device	FD/SD40IS/X/ - / RN																																								
	double device	FD/SD40IS/2/X/ - / - / RN																																								
	triple device	FD/SD40IS/3/X/ - / - / - / RN																																								
	quadruple device	FD/SD40IS/4/X/ - / - / - / - / RN																																								
	<table border="1"> <thead> <tr> <th colspan="6">lens colour</th> </tr> <tr> <th>= amber</th> <th>= red</th> <th>= green</th> <th>= opal</th> <th>= blue</th> <th>= clear</th> </tr> </thead> <tbody> <tr> <td>A</td> <td>R</td> <td>G</td> <td>O</td> <td>B</td> <td>C</td> </tr> <tr> <td>A</td> <td>R</td> <td>G</td> <td>O</td> <td>B</td> <td>C</td> </tr> <tr> <td>A</td> <td>R</td> <td>G</td> <td>O</td> <td>B</td> <td>C</td> </tr> <tr> <td>A</td> <td>R</td> <td>G</td> <td>O</td> <td>B</td> <td>C</td> </tr> </tbody> </table>	lens colour						= amber	= red	= green	= opal	= blue	= clear	A	R	G	O	B	C	A	R	G	O	B	C	A	R	G	O	B	C	A	R	G	O	B	C	<table border="1"> <tbody> <tr> <td>module (1)</td> </tr> <tr> <td>module (2)</td> </tr> <tr> <td>module (3)</td> </tr> <tr> <td>module (4)</td> </tr> </tbody> </table>	module (1)	module (2)	module (3)	module (4)
lens colour																																										
= amber	= red	= green	= opal	= blue	= clear																																					
A	R	G	O	B	C																																					
A	R	G	O	B	C																																					
A	R	G	O	B	C																																					
A	R	G	O	B	C																																					
module (1)																																										
module (2)																																										
module (3)																																										
module (4)																																										

Note

Multiple module units are available. Contact your local sales office for details.

example module combinations



Intrinsically Safe LED Visual Flashing or Status Signal

Series FD40IS, SD40IS



Technical Data

Electrical data

Rated operational voltage	16.2 ... 26.4 V		
Current consumption	Power supply	Certified barrier / isolator parameters	Current consumption
	24 V DC	28 V / 300 Ω	22 mA
	18 V DC ^{*)}	28 V / 300 Ω	14 mA
Certified input parameters	*) Light output reduced		
	U _i = 30 V		
	I _i = 200 mA		
	P _i = 0.7 W		
	C _i = 0		
	L _i = 0		
Line monitoring	yes		

Luminous characteristics

Light source	8 array LED
Flash rate	1/s (FD40IS only)
Lens colour	amber, red, green, opal, blue, clear

Ambient conditions

Operating temperature range	-25 ... +40 °C
Storage temperature	-40 ... +70 °C
Max. relative humidity	90 % at 40 °C




Mechanical data

Cable entries	1 x M20
Material	
Enclosure	ABS, flame retardant
Lens	polycarbonate, flame retardant
Assembly parts	stainless steel fixings
Labels	polyester foil, adhesive
Degree of protection	IP65 acc. to IEC 60529

Mounting / Installation

Mounting	All units are supplied separately from the base for ease of installation. The base should be mounted to a reasonably flat surface or bulkhead. A gasket is supplied, should the surface be uneven, or if the unit is to be used in wet conditions. The installation is completed by fitting the beacon onto the base by means of the supplied screws.
Connection	Each beacon should be wired independently. 2.5 mm ² terminals

Accessories and Spare Parts

Designation	Figure	Description	Order number	Art. no.	WebCode	
Safety barrier	 02328E00	single channel	9001/01-280-085-101	158351	9001A	
		dual channel	9002/11-280-186-001	158848	9002A	
Galvanic isolator	 12530E00	single channel	9176/10-15-00s	160472	9176A	
		dual channel	9176/20-15-00s	165567	9176A	
Cabel gland	 13027E00	8161/8-M20-1304 4 ... 13 mm ²	50 pieces (delivery lot ^{*)})	8161/8-M20-1304	239164	8161A

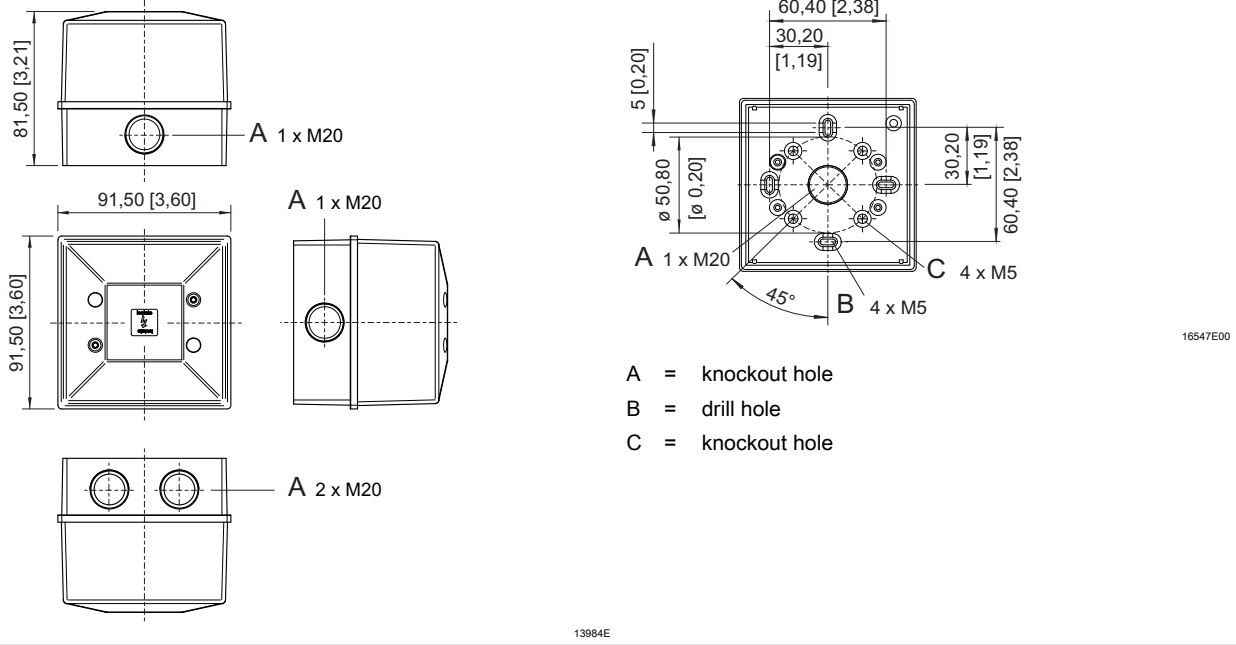
^{*)} Purchase order quantity in [pieces], the delivery quantity is automatically rounded to the delivery lot.

E5

Intrinsically Safe LED Visual Flashing or Status Signal Series FD40IS, SD40IS



Dimensional Drawings (All Dimensions in mm [inches]) - Subject to Alterations



We reserve the right to make alterations to the technical data, dimensions, weights, designs and products available without notice. The illustrations cannot be considered binding.