

1

CONFORMITÉ EUROPÉENNE

## EU - TYPE EXAMINATION CERTIFICATE

2 **Product or Protective System Intended for use in Potentially Explosive Atmospheres  
Directive 2014/34/EU – Annex III**

3 EU - Type Examination Certificate No.: **EMT17ATEX0012X (incorporating variations V1 to V5)**

4 Product: **Alarm Sounder and Beacon Range  
IS-SB-02-XXXX, IS-B-02-XX, IS-S-02-XX**

5 Manufacturer: **Moflash Signalling Limited**

6 Address: **11 Upper Conybere Street, Highgate, Birmingham, B12 0EB,  
United Kingdom**

7 This product and any acceptable variation thereto is specified in the schedule to this certificate and the documents therein referred to.

8 Element Materials Technology, Notified Body number 2812, in accordance with Article 17 of Directive 2014/34/EU of the European Parliament and of the Council, dated 26 February 2014, certifies that this product has been found to comply with the Essential Health and Safety Requirements relating to the design and construction of products intended for use in potentially explosive atmospheres given in Annex II to the Directive.

The examination and test results are recorded in the confidential reports

**TRA-026803-33-00A, TRA-036546-33-00A, TRA-043502-33-00A,**

**TRA-026799-33-00A, TRA-036546-33-02A, TRA-043502-33-02A,**

**TRA-026802-33-00A, TRA-036546-33-01A, TRA-043502-33-01A,**

**TRA-054461-33-00A.**

9 Compliance with the Essential Health and Safety Requirements has been assured by compliance with:

**EN IEC 60079-0:2018 EN 60079-11:2012**

Except in respect of those requirements listed at section 18 of the schedule.

10 If the sign "X" is placed after the certificate number, it indicates that the product is subject to specific conditions of use specified in the schedule to this certificate.

11 This EU - TYPE EXAMINATION CERTIFICATE relates only to the design and construction of the specified product. Further requirements of the Directive apply to the manufacturing process and supply of this product. These are not covered by this certificate.

12 The marking of this product shall include the following:

 **I M1 Ex ia I Ma -40 °C ≤ Ta ≤ +55 °C**

 **II 1 G D Ex ia IIC T\* Ga -40 °C ≤ Ta ≤ +55 °C**

**Ex ia IIIC T°C Da**

**T \* See section 15**

This certificate and its schedules may only be reproduced in its entirety and without change. This certificate is issued in accordance with the Element Materials Technology Ex Certification Scheme.

*S.P. Winsor*

S P Winsor, Certification Manager

Issue date: 2023-02-13

Page 1 of 6

CSF355-NL 5.0

**13 SCHEDULE TO EU - TYPE EXAMINATION CERTIFICATE**

**14 CERTIFICATE NUMBER EMT17ATEX0012X (incorporating variations V1 to V5)**

**15 Description of Product**

The Moflash IS-SB-02-XXXX, IS-B-02-XX and IS-S-02-XX sounder and beacon are a range of intrinsically safe 'ia' units designed to give visual and / or audible warning signals when activated. The devices either operate as a beacon (IS-B), sounder (IS-S) or combined sounder beacon (IS-SB). The beacon and sounder beacon models contain divergent LEDs to provide a visual warning, the sounder and sounder beacon models contain a transducer to provide an audio warning.

All models are designed for use in hazardous gas environments (Zone 0), dust environments (Zone 20) and mining environments (Group 1 equipment).

Power is supplied by IECEx / ATEX approved barriers only. All enclosures are completely non-metallic and have an IP 66 rating. The enclosure can be of various colours such as red, amber, white or clear. The units are fixed installations.

The optical radiation output of the apparatus with respect to explosion protection is covered in this certificate based on exception 1 to the scope of IEC 60079-28:2015.





Ex Marking	
<u>IS-SB-02-XXXX or IS-B-02-XX</u>	<u>IS-S-02-XX</u>
 I M1  II 1 G D Ex ia I Ma Ex ia IIC T5 Ga Ex ia IIIC T100 °C Da -40 °C ≤ Ta ≤ +55 °C	 I M1  II 1 G D Ex ia I Ma Ex ia IIC T6 Ga Ex ia IIIC T85 °C Da -40 °C ≤ Ta ≤ +55 °C

Table of entity parameters	
Parameter	Barrier supply
Ui	28 V
Ii	93 mA
Pi	660 mW
Li	0
Ci	0

**16 Test Report No. (as added for this issue of the certificate):** None

## SCHEDULE TO EU - TYPE EXAMINATION CERTIFICATE

CERTIFICATE NUMBER EMT17ATEX0012X (incorporating variations V1 to V5)

### 17 Specific Conditions of Use

1. Clean equipment regularly to prevent dust build-up with a damp or anti-static cloth only.
2. Equipment only suitable for fixed installation.
3. It must be ensured that the equipment is installed in accordance with IEC 60079-14 and IEC 60079-25 and that the capacitance and inductance limits are not exceeded by distributed capacitance ( $C_c$ ) or distributed inductance ( $L_c$ ) due to cable length.



Attention is drawn to the operating and installation instructions which may contain useful information in relation to conditions of use.

### 18 Essential Health and Safety Requirements (Directive Annex II)

Element Materials Technology has conducted a gap analysis between the standards applied within the reports listed under section 8 and the latest versions of the corresponding harmonised standards (as listed in section 9). This analysis has confirmed continued compliance with the Essential Health and Safety Requirements. The analysis is detailed in report: TRA-054461-33-00A.

In addition to the Essential Health and Safety Requirements covered by the standards listed at item 9, all other requirements are demonstrated in the relevant reports.

### 19 Drawings and Documents

The list of controlled technical documentation is given in Appendix A to this schedule.

### 20 Routine Tests

None.

### 21 Specific Conditions for Manufacture

None.

### 22 Photographs



Sounder Beacon or Beacon



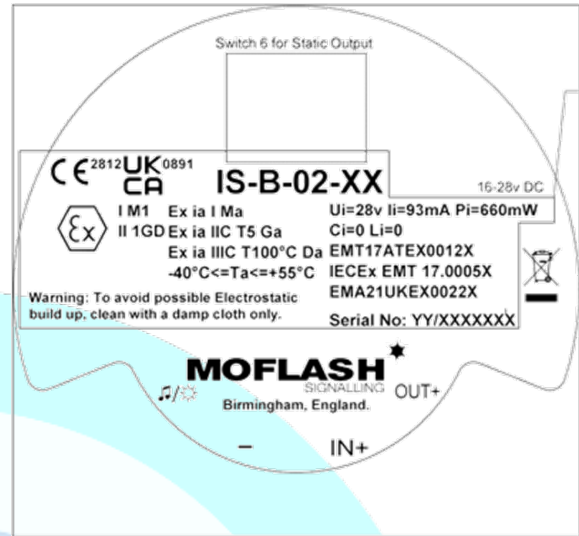
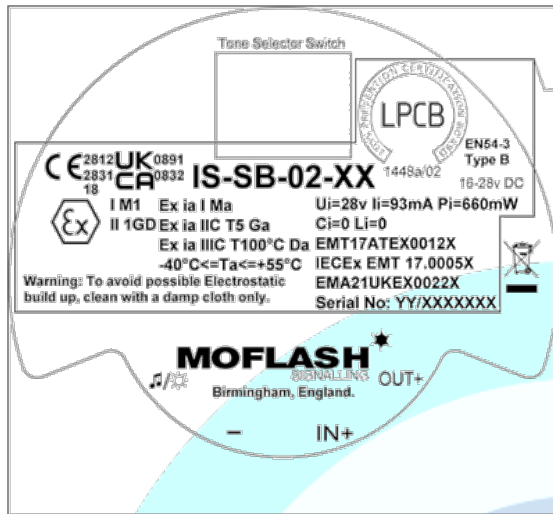
Sounder

**SCHEDULE TO EU - TYPE EXAMINATION CERTIFICATE**

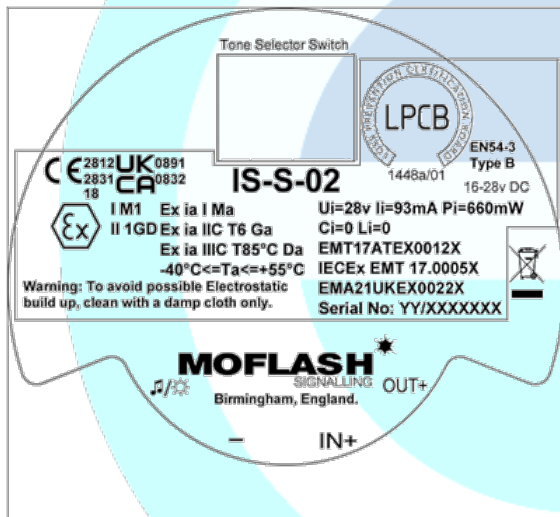
**CERTIFICATE NUMBER EMT17ATEX0012X (incorporating variations V1 to V5)**

**23 Details of Markings**

**IS-SB-02-XXXX**



**IS-SB-02-XX**



**IS-B-02-XX**

**IS-S-02-XX**

**24 Certificate History**

Original certificate	2017-05-08	First issue.
Variation V1	2017-06-23	Entity parameters changed: Pi of equipment was 571 mW, now increased to 660 mW. Ui increased from 24.8 V to 28 V.
Variation V2	2019-02-05	Changes to transducer mounting pcb, marking and instruction update.
Variation V3	2019-11-01	This certificate was originally issued by Notified Body number 0891 under Directive 2014/34/EU. The technical file has been transferred to Element Notified Body number 2812 without further assessment or evaluation.
Variation V4	2021-12-17	Changes to marking labels and installation manuals to consolidate all equipment models IS-SB-02-XXXX, IS-S-02-XX & IS-B-02-XX onto a single certificate and update to applied standards.
Variation V5	2023-02-13	Administrative variation only.

## SCHEDULE TO EU - TYPE EXAMINATION CERTIFICATE

### CERTIFICATE NUMBER EMT17ATEX0012X (incorporating variations V1 to V5)

This certificate is a consolidated certificate and reflects the latest status of the certification, including all variations and amendments.

#### 25 Notes to CE marking

In respect of CE Marking, Element Materials Technology accepts no responsibility for the compliance of the product against all applicable Directives in all applications.

#### 26 Notes to this certificate

Element Materials Technology certification reference: ERO035075P71 (GU-MOFQ-0004).

Throughout this certificate, the date format yyyy-mm-dd (year-month-day) is used.

Notified Body number 2812 is the designation for Element Materials Technology Rotterdam BV.

This certificate consolidates the following

EMT17ATEX0013X V3 – IS-B-02-XX

EMT17ATEX0011X V3 – IS-S-02-XX

TA1 TRA-060191-00

#### 27 Conditions for the validity of this certificate

This certificate remains valid for so long as:

- (i) The equipment listed in section 4 is manufactured in accordance with the documents listed in Appendix A of this certificate.
- (ii) The standards listed in section 9 of this certificate continue to satisfy the Essential Health and Safety Requirements of Annex II of Directive 2014/34/EU and the generally acknowledged state of the art (e.g. as determined by the publishers of those standards).

**SCHEDULE TO EU - TYPE EXAMINATION CERTIFICATE**

**CERTIFICATE NUMBER EMT17ATEX0012X (incorporating variations V1 to V5)**

<b>APPENDIX A - TECHNICAL DOCUMENTS</b>			
Title:	Drawing No.:	Rev. Level:	Date:
<b>Drawings common to all models:</b>			
Sounder and Sounder Beacon General Assembly (2 sheets – Page 1)	IS-GA001	6	2018-12-17
Circuit Board Potting	XS0200-xxP	3	2017-02-27
Conformal Coating Application	XS0200-xxPC	4	2018-12-05
Critical Spacing	E00607	8	2018-12-05
Intrinsically Safe Potting Jig	M00131	A	2017-01-12
IS O Ring	M00133	1	2017-03-06
Intrinsically Safe Circuit Sounder Beacon	MOF152	9	2018-11-29
Intrinsically Safe Project – BOM	MOF152BOM	9	2018-12-17
92 x 1.8 O-Ring NBR70	18-185852	01	2013-04-16
Wiper Contact	18-185906	01	2013-02-06
Sonos Hole Bung	18-185907	01	2012-11-15
Sonos PCB Holder with Cutout (3 sheets)	18-185959	03	2015-10-19
Sonos Red Deep Base MkII 4 Pin	HSG6890	01	2015-10-23
<b>Drawings specific to IS-SB-02-XXXX and IS-S-02-XX:</b>			
Transducer to Cavity Gasket	M00130	2	2017-02-27
IS Inner Cavity to Cover Gasket	M00132	1	2017-03-06
Intrinsically Safe Transducer Holder	M00134	A	2018-02-21
Transducer	M00427	4	2017-02-27
Sonos Outer Cover (2 sheets)	18-185802	03	2013-01-23
Sonos Inner Cavity	18-185983	02B	2013-01-23
<b>Drawings specific to IS-SB-02-XXXX only:</b>			
Sounder Beacon Product Label	S00153	11	2021-09-09
Moflash Intrinsically Safe Sounder-Beacon Range Installation Booklet (12 pages)	S00605	8	2021-10-19
<b>Drawings specific to IS-S-02-XX only:</b>			
Sounder Product Label	S00151	12	2021-09-09
Moflash Intrinsically Safe Sounder Range Installation Booklet (12 pages)	S00608	8	2021-10-19